



G V O R

GVOR HEATED SOCKS

User Manual

Activate your 1 Year Limited Warranty



support@gvorheated.com



www.gvorheated.com



X1



X1



X1



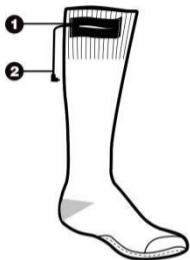
X2

WHAT'S INCLUDED



Read all safety warnings and all instructions, including those given in accompanying brochure. Failure to follow the warnings and instructions may result in electric shock, fire and/or serious injury. Save all warnings and instructions for future reference.

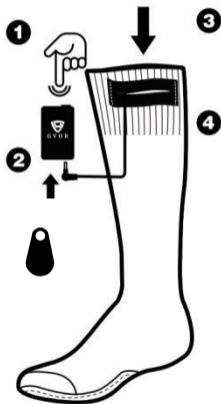
MEET YOUR NEW SOCKS



1. BATTERY BAG
2. WOVEN CABLE

3. RIBBED CUFF
4. HEATED AREA

OPERATING INSTRUCTIONS



Remove the power cable from the battery pocket of each sock, then insert power cable into each battery.

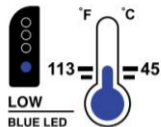
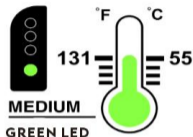

Press the power button on the battery to check the 3 light twinklings.

Place the batteries into the battery pockets with the power button facing up.

The socks will start in the HIGH level once powered on. After 5 minutes, it will be automatically switched to MEDIUM. Press the button on the Wireless remote control to cycle through 3 heating levels (low, medium and high).

To turn off, press and hold the power button for 3 sec until the LED lights turn off.

HEAT SETTING INDICATOR



The heating level can be adjusted by pressing the power button. Each press will cycle through the sock's temperature settings. At a room temperature of $69.8^{\circ}\text{F}/21^{\circ}\text{C}$, the heat will rise to $140^{\circ}\text{F}/60^{\circ}\text{C}$ on high, $131^{\circ}\text{F}/55^{\circ}\text{C}$ on medium, and $113^{\circ}\text{F}/45^{\circ}\text{C}$ on low.

CLEANING INSTRUCTIONS



IMPORTANT:

DISCONNECT AND REMOVE the batteries from the pockets, put the connectors back, and put the socks in a mesh laundry bag for machine wash.



HAND WASH WITH COLD WATER
MACHINE WASH IN LAUNDRY BAG
GENTLE CYCLE IN COLD WATER
DO NOT IRON
DO NOT BLEACH
DO NOT DRY CLEAN
DO NOT WRING OR TWIST
LINE DRY

INFORMATION & WARNINGS

- Allow the product to dry completely before wearing if the inner lining becomes wet. Water entering a heated garment will increase the risk of electric shock.
- Disconnect the battery from the power cable and remove the battery pack before storing or hand washing the product. Such preventive safety measures reduce the risk of the product starting accidentally.
- Use the product in accordance with these instructions, taking into account the environment the product is to be worn. Use of the product for operations different from those intended could result in a hazardous situation.
- Continue to use high level for 20 minutes If there is any discomfort please immediately off the power.
- Consult your physician to determine if using this product is appropriate. Some medical conditions, medical devices or medications can cause sensitivity to heat.
- Shut off power immediately if any discomfort occurs.
- Discontinue use immediately If the product does not operate properly.
- Follow instructions given on the washing label or in the CLEANING INSTRUCTIONS section of this manual.

HEATED SOCKS SAFETY

INFORMATION & WARNINGS

- Maintain labels that carry important information. If it is unreadable or missing, email GVOR customer service at support@gvorheated.com

NEVER

- Use the product on
 - o An infant or young child
 - o An incapacitated or immobile person
 - o A person with diabetes
 - o A person who is paralyzed or has skin that is sensitive to temperature changes
 - o Anyone insensitive to heat, such as a person with poor blood circulation
 - o Anyone who cannot clearly understand the instructions and/or operate controls
- Use the product if the power button does not turn it on and off. Use the product when sleeping.
- Use the product under the influence of drugs or alcohol as this can increase skin sensitivity and/or impair the ability to recognize the sensation of a burn.
- Use the product on open wounds.
- Use the product continuously for over 2 hours. Check your feet/hand regularly or redness of the skin. Excessive heat levels over prolonged periods of time can lead to burns.
- Wait until your hands/feet are cold before increasing the heat setting. Cold hands/feet reduce the skin's sensation to heat and therefore increase the risk of burns.

BATTERY SAFETY & CHARGING INSTRUCTIONS

Rechargeable lithium-ion batteries are potentially hazardous and can present a serious FIRE HAZARD if damaged, defective, or improperly used. Before using the battery and charger, read the safety instructions below.

Fire hazard

Never attempt to open the battery pack for any reason. If the battery pack case is cracked or damaged, do not insert it into the charger. Do not crush, drop or damage the battery pack. Do not use a battery pack or charger that has received a sharp blow, been dropped, run over or damaged in any way (e.g., pierced with a nail, hit with a hammer, stepped on).

Fire hazard

Do not store or carry the battery pack so that metal objects can contact exposed battery terminals. For example, do not place the battery pack in aprons, pockets, tool boxes, product kit boxes, drawers, etc., with loose nails, screws, keys, etc. When transporting individual battery packs, make sure that the battery terminals are protected and well insulated from materials that could contact them and cause a short circuit.

Burn hazard

Battery liquid may be flammable if exposed to spark or flame.

BATTERY SAFETY & CHARGING INSTRUCTIONS

SPECIFICATIONS

Capacity	4000mAh/3.7V
Input	DC5V/1A
Size	92.5x47.5x15.5mm
Weight	2.77 oz (78.6gram)

ALWAYS

- Fully charge before first use.
- Fully charge every 6 months.
- Charge the battery at recommended temperature of 41 °F to 104°F (5°C to 40°C)
- Use the battery at recommended temperature of 14T to 86 °F (-10°C to 30°C)
- Keep the battery away from moisture. Store the battery pack where the relative humidity is 60± 15% RH.



Risk of Fire and Burns. Do Not Open, Crush, Heat Above (113°F/45°C) or Incinerate Follow Manufacturer's Instructions. Prevent exposure of fire or heat source.

BATTERY SAFETY & CHARGING

INSTRUCTIONS

NEVER

- Charge or use the battery in explosive atmospheres, such as in the presence of flammable liquids, gases or dust. Inserting or removing the battery from the charger may ignite the dust or fumes.
- Force the battery pack into the charger.
- Disassembles, drops, or break opens the battery pack or charger.
- Modify the battery pack in any way to fit into a non-compatible charger, as the battery pack may rupture, causing serious personal injury.
- Splash or immerse in water or other liquids.
- Store or use the battery pack in locations where the temperature may reach or exceed 105 °F (40 °C).
- Store or leave the product unattended with a battery connected.
- Store the battery pack together with metal objects.
- Dispose of used batteries in household trash or by burning.
- Incinerate the battery pack, even if it is severely damaged or is completely worn out. The battery pack can explode in a fire. Toxic fumes and materials are created when lithium-ion battery packs are burned.

Battery acid may leak from damaged batteries under abusive conditions. Avoid contact. In case of contact with battery acid, wash it off immediately with soap and water. In case of eye contact, rinse thoroughly for at least 10 minutes and immediately seek medical attention .

WARRANTY

GVOR's limited warranty applies to all BRAND-NEW items sold by gvorheated.com and other authorized dealers.

ONE (1) YEAR limited warranty covers any defects and malfunctions of this product from the date of purchase.

This warranty is non-transferable and proof of original purchase from us or an authorized dealer is required for warranty service.

Damage to the parts resulting from accidental fire, flood, misuse, unauthorized service, or negligence as outlined herein will void the warranty. The Warranty does not cover commercial use.